

**DESCRIPTION**

The A-9240SHM2 Amplifier is designed to be used in conjunction with optional modules and can be configured for up to 8 inputs and 8 outputs. 9000 series modules as well as existing 900 series input modules can be used. The most appropriate modules can be selected depending on applications. Since it comes with one 240 W power amplifier, it can individually perform multi-origin broadcasts. It is equipped with signal processing and control functions necessary for sound reinforcement, permitting all parameters to be set at the mixer. Settings data can be stored inside the unit and called up using the keys on the front panel.

**SPECIFICATIONS**

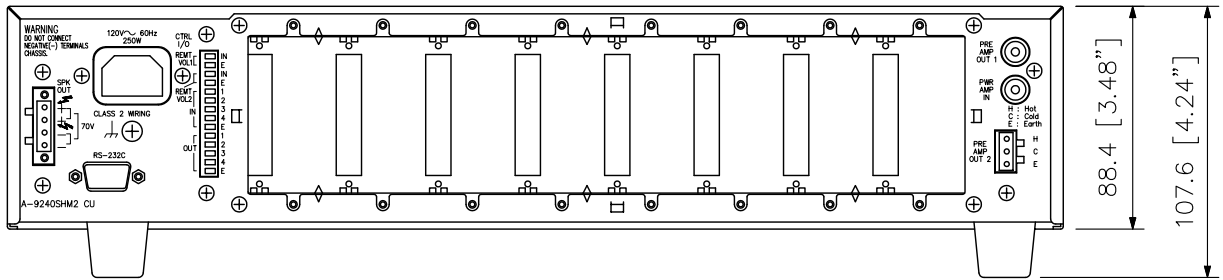
(\*1) 0 dB = 1 V

Power Source	120 V AC, 60 Hz
Power Consumption	250 W
Rated Output	240 W
Audio Input	Max. 8 channels, modular construction (modules optional) Power amplifier input: 0 dB(*1), 10 k $\Omega$ , RCA pin jack
Audio Output	Preamplifier output 1: 0 dB(*1), 300 $\Omega$ , unbalanced, RCA pin jack Preamplifier output 2: 0 dB(*1), 600 $\Omega$ , balanced, removable terminal block (3 pins) Speaker output: 240 W, 21 $\Omega$ , BTL output, removable terminal block (4 pins)
Module Slot	Analog input (slot 1 - 8): -10 dB(*1), 10 k $\Omega$ , unbalanced Digital input (slot 1 - 4): 24 bit/48 kHz MIX output (slot 1 - 8): -14 dB(*1), 330 $\Omega$ (CH 1 prefader output), unbalanced Digital output (slot 5 - 7): 24 bit/48 kHz Power supply (slot 1 - 8): +24 V, -24 V, +6 V DC
Digital Audio Signal Reference Level	-20 dBFS
Power Bandwidth	20 Hz - 20 kHz, 0.008 % THD
Frequency Response	Power amplifier section: 20 Hz - 20 kHz, +0, -1 dB Analog input module to speaker output: 20 Hz - 20 kHz, +1, -3 dB
Total Harmonic Distortion	Power amplifier section: 0.0008 % (22 kHz LPF, 1 kHz, rated power) Analog input module to speaker output: 0.008 % (22 kHz LPF, 1 kHz, rated power)
S/N Ratio	At Input short, 20 Hz - 20 kHz, set to ALL FLAT or OFF setting Output volume min.: 90 dB (preamplifier output) Output volume max.: 61 dB (preamplifier output, Input 1 volume: 0 dB, Other Inputs: OFF) Power amplifier section: 110 dB
Cross Talk	64 dB or more (at 20 kHz)
Tone Control	Bass: $\pm$ 12 dB (at 100 Hz) Treble: $\pm$ 12 dB (at 10 kHz)
Parametric Equalizer	10 bands, Frequency: 20 Hz - 20 kHz, 31 points, Variable range: $\pm$ 12 dB, Q: 0.3 - 5
Speaker Equalizer	10 (setup software has 30 TOA speaker presets)
High-pass Filter	-12 dB/oct, Variable frequency range: 20 Hz - 20 kHz, 31 points
Low-pass Filter	-12 dB/oct, Variable frequency range: 20 Hz - 20 kHz, 31 points
Compressor	Depth: 1 - 5
Delay	0 - 40 ms (1 ms steps), maximum 40 ms (CH 1 + CH 2), mixer mode only
Scene/Event Memory	32
Auxiliary Function	Key lock function
Control Input/Output	RS-232C(*2), D-sub connector (9 P, female) Control input: 4 inputs, no-voltage make contact input, open voltage: 3.3 V DC, short-circuit current: 1 mA or less, removable terminal block (14 pins) Control output: 4 outputs, open collector output, withstand voltage: 27 V DC, control current: 50 mA, removable terminal block (14 pins) Remote volume: 2 channels, connect a 10 k $\Omega$ /linear taper variable resistor or input the DC voltage of 0 to +10 V, removable terminal block (14 pins)
Operating Temperature	-10 $^{\circ}$ C to +40 $^{\circ}$ C (14 $^{\circ}$ F to 104 $^{\circ}$ F)
Operating Humidity	35 % to 80 %RH (no condensation)
Finish	Panel: Aluminum, hair-line, black Case: Surface-treated steel plate, black, paint
Dimensions	420 (W) $\times$ 107.6 (H) $\times$ 395 (D) mm (16.54" $\times$ 4.24" $\times$ 15.55")
Weight	11 kg (24.25 lb)
Accessory	Power cord (2 m (6.56 ft)) $\times$ 1, Rack mounting bracket $\times$ 2, Bracket mounting screw $\times$ 4, Blank panel $\times$ 7, Blank panel mounting screw $\times$ 14, Removable terminal plug (3 pins) $\times$ 1, Removable terminal plug (4 pins) $\times$ 1, Removable terminal plug (14 pins) $\times$ 1, CD $\times$ 1

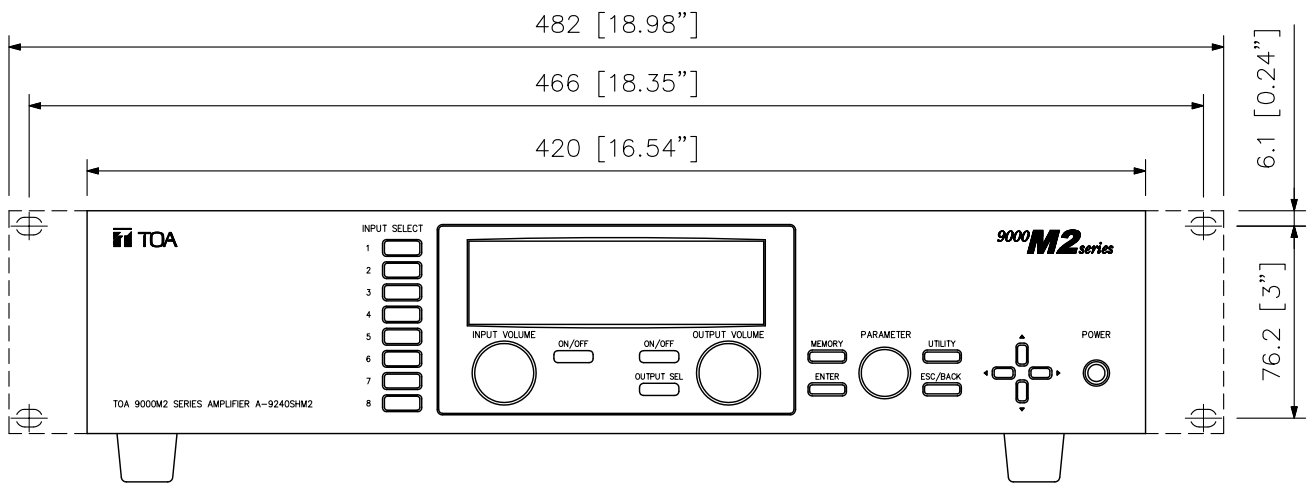
(\*2) Allowing it to be controlled by a control system such as AMX and Crestron through RS-232C port.

Notes: AMX is a trademark of AMX Corporation.  
Crestron is a trademark of Crestron Electronics, Inc.

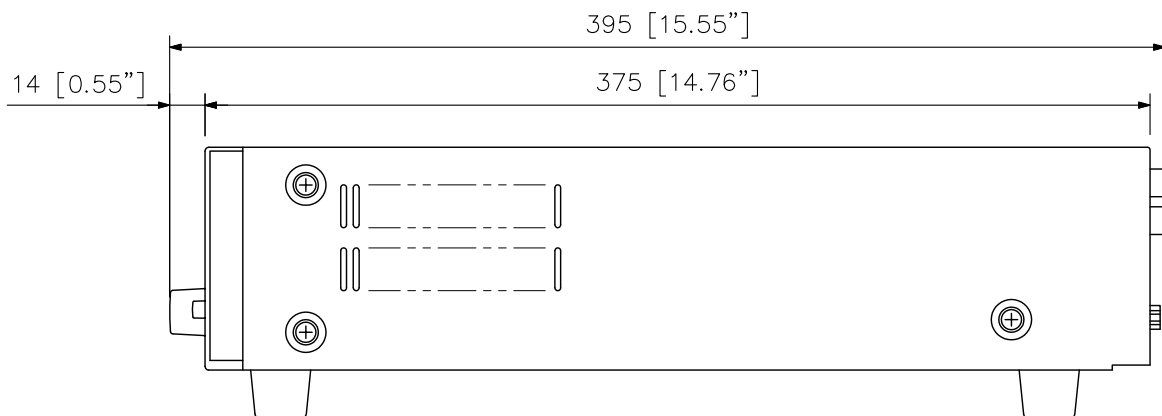
■ APPEARANCE



Rear View



Front View



Side View

UNIT:mm SCALE:1/3